


## NOTRE PLAN DE SÉCURITÉ ET DE BIEN ÊTRE

**SKEN:NEN AKENHN**

## OUR SAFETY

**December 2019**  
**Version 1**

# December 2019

## Version 1

# Background

- New legislative requirement for Community Safety and Well-Being planning came into force January 1, 2019, and municipalities have two years from this date to prepare & adopt a plan (Dec 31, 2020).
- In February 2019 Council accepted our prop  
establish the prescribed multi-sectoral Proje  
Committee and undertake the planning fram

# Our Regional Approach

It was decided at the first Advisory Committee meeting, that the most effective planning would be to work collaboratively as a region –

The City of Cornwall, the United Counties of Stormont, Dundas and Glengarry as well as the Mohawk Territory of Akwesasne (SDGCA).

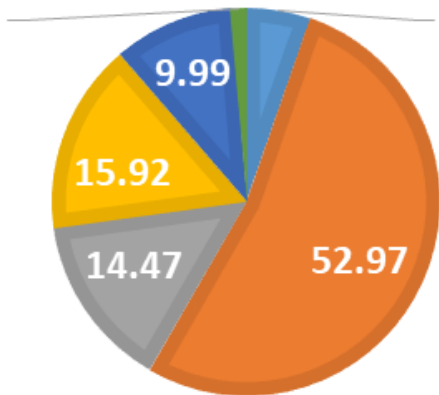


# Framework



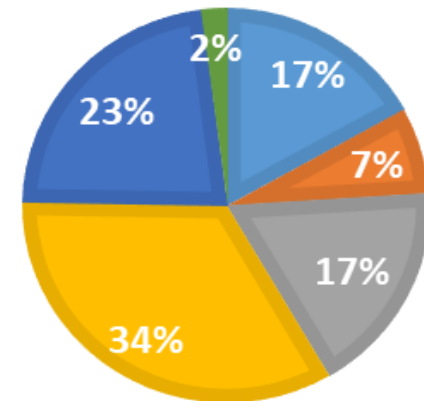
# Public Engagement Process

- Vibrant Communities – Social Development Council started a series of Public Engagement events in Feb. 2018 to discuss collaborating on the implementation of a large scale initiative to reduce poverty and build a vibrant community.



■ Akwesasne  
■ Cornwall  
■ Dundas  
■ Glengarry  
■ Stormont  
■ Non-Response

■ Business  
■ Government  
■ Health Care  
■ Lived-Experience  
■ Non-Profit  
■ Non-Response



# Top 4 Risk Factors - 701 Participants

Issue	%
<b>Mental Health</b>	<b>13.36</b>
<b>Access to Health Services</b>	<b>11.37</b>
<b>Poverty – Financial Stability</b>	<b>10.06</b>
Education	10.12
Access to Food	7.70
Environment	6.78
Access to Services	6.73
Safe Housing	6.39
Addictions	5.61
<b>Community Safety – Policing</b>	<b>4.60</b>
Transportation	4.40
Abuse	4.26
Early Childhood Development	4.26
Support Networks	3.82

April 2019 Establish Partnerships and continue public engagement on the top 4 risk factors!

Location	Population	% of Pop.	Goal	Actual
Akwesasne	12,000	9.86%	68	81
Cornwall	46,589	37.59%	264	537
North Dundas	11,278	9.10%	64	117
South Dundas	10,833	8.74%	62	75
North Stormont	6,873	5.55%	39	47
South Stormont	13,110	10.58%	74	111
North Glengarry	10,109	8.16%	57	76
South Glengarry	13,150	10.61%	74	84
<b>TOTAL</b>	<b>123,942</b>	<b>100%</b>	<b>702</b>	<b>1128</b>

# Supporting Data and Community Assets

- Accurate data/information was collected and reviewed from various sources (Federal, Provincial and local) that allowed for analysis leading to informed decision making.
- Throughout our region we have identified numerous organizations and programs to support our residents. That comprehensive list is located on the City of Cornwall website – visit:

[www.cornwall.ca/resources](http://www.cornwall.ca/resources)

- In addition, the plan lists some key Action Tables/Netw are currently collaborating to address challenges in eac identified pillars.





- **ACTION PLANS:** Each of the four risk factors identified have 9 to 10 associated themes. Each theme in turn has an average of 4 strategies - action items. In total the Plan contains 160 strategies to implement to make our region more vibrant, safe and healthier.

# Next Steps



- The Social Development Council of Cornwall and Area has agreed, in partnership with the Vibrant Communities - working group members and subject matter experts to:
  - Create and translate an executive summary.
  - Take the lead to review, refine or reaffirm the action plans.
  - Begin implementation of the strategies and measures within the Plan.
  - Provide to Council an updated Version 2 of the Plan on or before December 2020.

# Resolution:

- That the City of Cornwall adopt the Stormont, Dundas, Glengarry, Cornwall and Akwesasne (SDGCA): Vibrant Communities – Our Safety and Well-Being Plan, Version 1, dated December, 2019.

# Questions?

